




### Fixed-component panels.



Designed primarily to provide wiring and fault-finding panels to comply with trade-test requirements, these panels are mounted on sturdy work-benches and provide the student with experience in the connecting, testing and fault-finding of circuits as required.

Panels include AC motor-start and speed/direction control, DC motor-start and speed/direction control, Industrial and Domestic wiring and electrical control circuitry.

The motor panels are equipped with motors and control elements that range from 0.375KW to 5KW. These panels can easily be custom-made to suit the end-users' requirements exactly.

Manufacturer : **AMRON**

Tel : (033) 3868309

Fax : (033) 3868556

E MAIL: amron@pixie.co.za

P. O. BOX 2435  
Pietermaritzburg  
3201